




## QUARTERLY INVESTMENT REPORT


For the Quarter Ended

March 31, 2018

Prepared by  
Valley View Consulting, L.L.C.

The investment portfolio of the Town of Trophy Club is in compliance with the Public Funds Investment Act and the Investment Policy and Strategies.

  
Investment Officer/Director of Finance

  
Chief Financial Analyst

Disclaimer: These reports were compiled using information provided by the Town. No procedures were performed to test the accuracy or completeness of this information. The market values included in these reports were obtained by Valley View Consulting, L.L.C. from sources believed to be accurate and represent proprietary valuation. Due to market fluctuations these levels are not necessarily reflective of current liquidation values. Yield calculations are not determined using standard performance formulas, are not representative of total return yields, and do not account for investment advisor fees.

## Strategy Summary

### Quarter End Results by Investment Category:

Asset Type	December 31, 2017			March 31, 2018		
	Ave. Yield	Book Value	Market Value	Ave. Yield	Book Value	Market Value
DDA	0.08%	\$ 392,485	\$ 392,485	0.24%	\$ 643,802	\$ 643,802
MMA/MMF/LGIP	1.32%	13,024,525	13,024,525	1.71%	15,128,410	15,128,410
CDs/Securities	1.43%	1,952,000	1,948,097	1.61%	2,705,438	2,699,618
<b>Totals</b>		<b>\$ 15,369,010</b>	<b>\$ 15,365,107</b>		<b>\$ 18,477,650</b>	<b>\$ 18,471,829</b>

#### Fiscal Year-to-Date Average Yield (2)

Total Portfolio	1.47%
Rolling Three Mo. Treas. Yield	1.40%
Rolling Six Mo. Treas. Yield	1.42%
Quarterly TexPool Yield	1.35%

#### Current Quarter Average Yield (1)

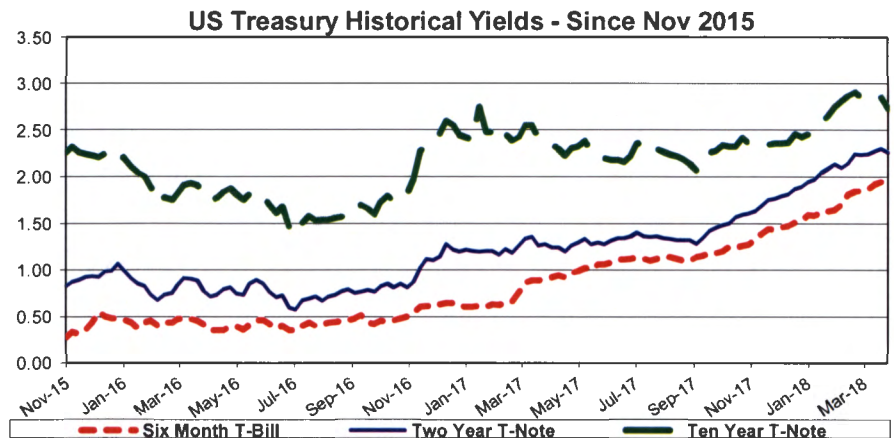
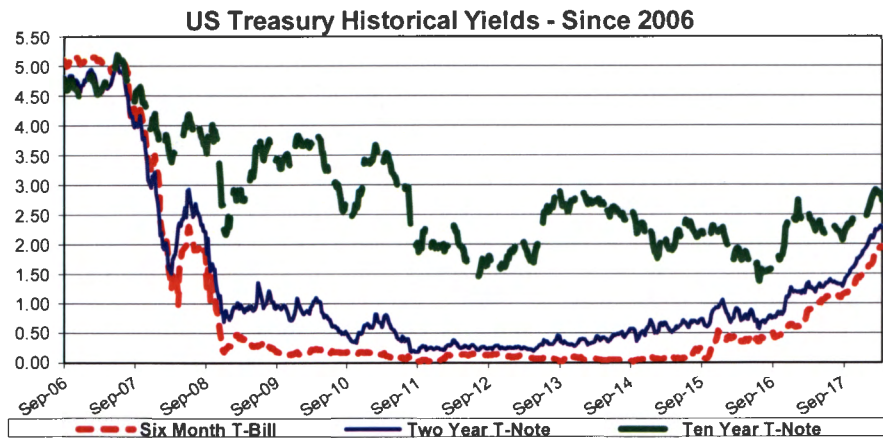
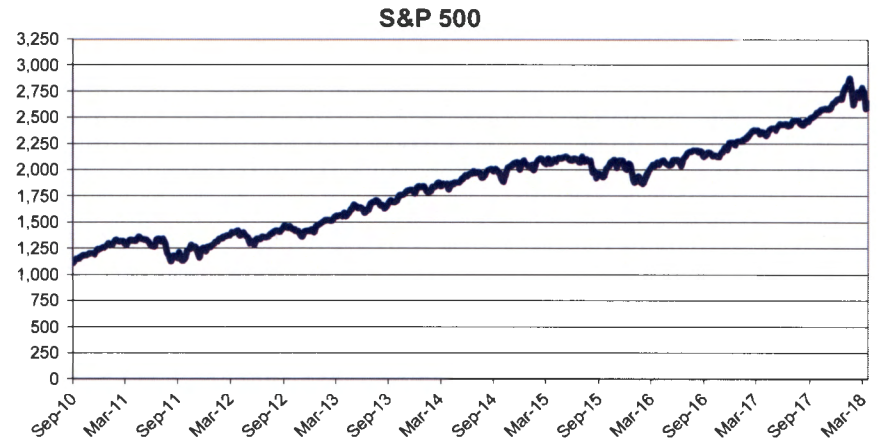
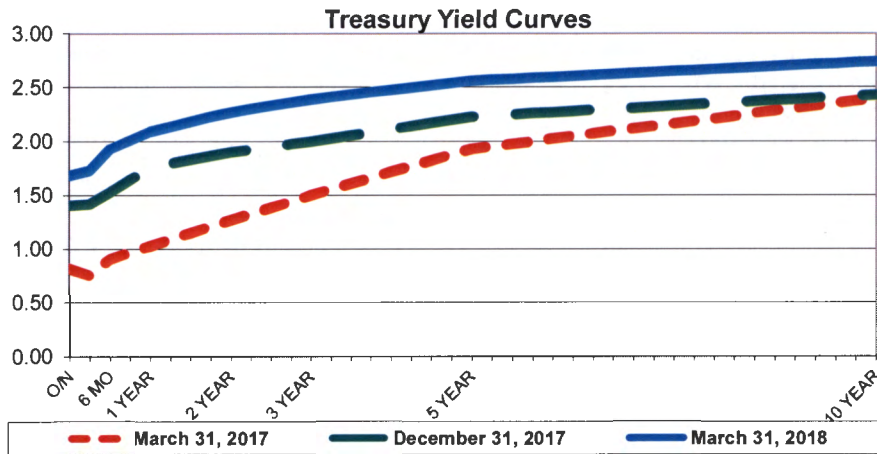
Total Portfolio	1.65%
Rolling Three Mo. Treas. Yield	1.58%
Rolling Six Mo. Treas. Yield	1.58%

Quarterly Interest Income \$ 67,648 Approximate  
 Year-to-date Interest Income \$ 108,908 Approximate

(1) Average Yield calculated using quarter end report yields and adjusted book values and does not reflect a total return analysis or account for advisory fees.

(2) Fiscal Year-to-Date Average Yields calculated using quarter end report yields and adjusted book values and does not reflect a total return analysis or account for advisory fees.

The Federal Open Market Committee (FOMC) increased the Fed Funds target range 0.25% to 1.50% - 1.75% (Effective Fed Funds are trading +/-1.68%). Two to three additional increases are projected for 2018 (although subject to economic activity). Gradual portfolio reduction continues by limiting reinvestment of maturing holdings. Fourth Quarter 2017 GDP measured 2.9% (third/final estimate). February Non Farm Payroll data jumped +313k (well above the expected +205k). The Three Month Average increased to +242k. World events raised some uncertainty (Korea, Russia, Middle East). WTI Crude oil maintained +/- \$65. The Stock Markets waffled 5% to 10% below recent highs. The post-FOMC meeting press release pointed to continuing and frequent rate increases.



## Investment Holdings

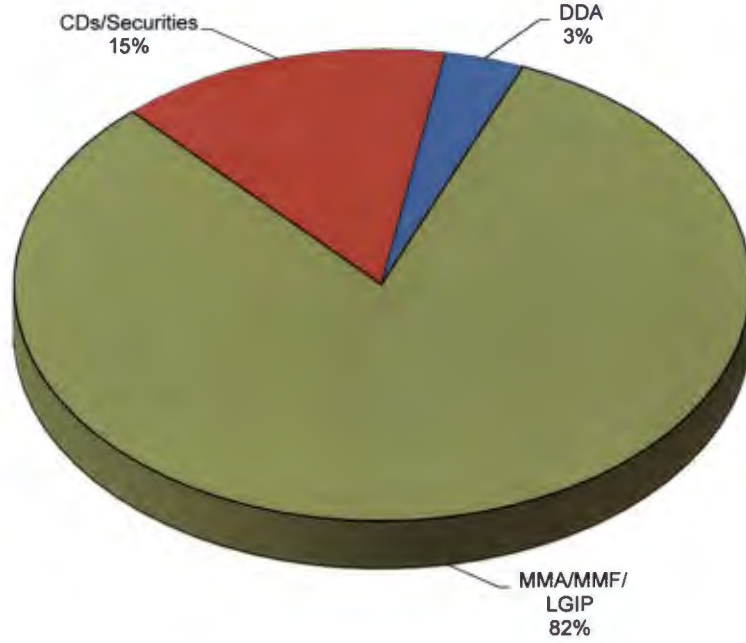
March 31, 2018

Description	Ratings	Coupon/ Discount	Maturity Date	Settlement Date	Par Value	Book Value	Market Price	Market Value	Life (days)	Yield
First Financial Bank - Pooled Cash		1.33%	04/01/18	03/31/18	\$ 115,543	\$ 115,543	1.00	\$ 115,543	1	1.33%
First Financial Bank - Payroll		0.00%	04/01/18	03/31/18	92,001	92,001	1.00	92,001	1	0.00%
Wells Fargo - Operating		0.00%	04/01/18	03/31/18	436,258	436,258	1.00	436,258	1	0.00%
InterBank MMA - General		1.78%	04/01/18	03/31/18	3,880,536	3,880,536	1.00	3,880,536	1	1.78%
InterBank MMA - Capital Projects		1.77%	04/01/18	03/31/18	5,757,482	5,757,482	1.00	5,757,482	1	1.77%
InterBank DDA - General		1.82%	04/01/18	03/31/18	124,682	124,682	1.00	124,682	1	1.82%
InterBank DDA - Capital Projects		1.80%	04/01/18	03/31/18	124,648	124,648	1.00	124,648	1	1.80%
TexPool	AAAm	1.52%	04/01/18	03/31/18	3,033,432	3,033,432	1.00	3,033,432	1	1.52%
LOGIC	AAAm	1.77%	04/01/18	03/31/18	475,307	475,307	1.00	475,307	1	1.77%
LSIP	AAAm	1.69%	04/01/18	03/31/18	776	776	1.00	776	1	1.69%
TexasCLASS	AAAm	1.75%	04/01/18	03/31/18	1,471,402	1,471,402	1.00	1,471,402	1	1.75%
Dreyfus Money Market Fund	AAAm	1.37%	04/01/18	03/31/18	260,146	260,146	1.00	260,146	1	1.37%
Wells Fargo Bank Sioux Falls CD		1.05%	04/20/18	05/20/16	240,000	240,000	99.98	239,957	20	1.05%
Capital One Bank CD		1.05%	07/27/18	07/27/16	240,000	240,000	99.75	239,410	118	1.05%
LegacyTexas Bank CD		1.84%	08/01/18	02/14/18	250,353	250,353	100.00	250,353	123	1.84%
1st Technology Credit Union CD		1.60%	08/30/18	08/30/17	246,000	246,000	99.94	245,843	152	1.60%
LegacyTexas Bank CD		1.86%	09/04/18	02/14/18	250,357	250,357	100.00	250,357	157	1.86%
LegacyTexas Bank CD		1.90%	10/01/18	02/14/18	500,729	500,729	100.00	500,729	184	1.90%
Discover Bank CD		1.50%	12/21/18	12/21/16	240,000	240,000	99.70	239,282	265	1.50%
Comenity Capital Bank CD		1.65%	02/28/19	08/28/17	247,000	247,000	99.66	246,165	334	1.65%
Ally Bank Midvale UT CD		1.55%	04/29/19	04/27/17	244,000	244,000	99.40	242,538	394	1.55%
AmEx Savings Bank CD		1.75%	08/29/19	08/29/17	247,000	247,000	99.18	244,984	516	1.75%
					<b>\$ 18,477,650</b>	<b>\$ 18,477,650</b>		<b>\$ 18,471,829</b>	<b>33</b>	<b>1.65%</b>
									<b>(1)</b>	<b>(2)</b>

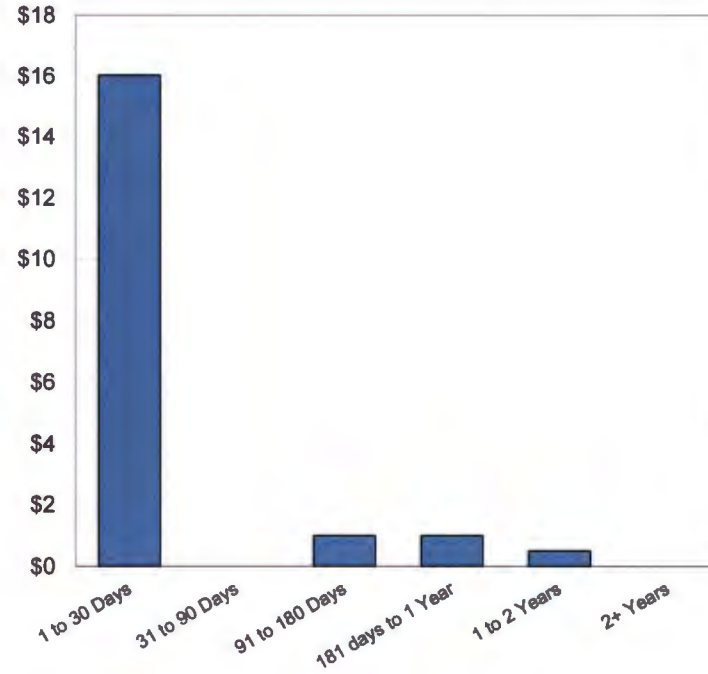
(1) **Weighted average life** - For purposes of calculating weighted average life, bank accounts, pools and money market funds are assumed to have an one day maturity.

(2) **Weighted average yield to maturity** - The weighted average yield to maturity is based on adjusted book value, realized and unrealized gains/losses and investment advisory fees are not considered. The yield for the reporting month is used for bank accounts, pools and money market funds.

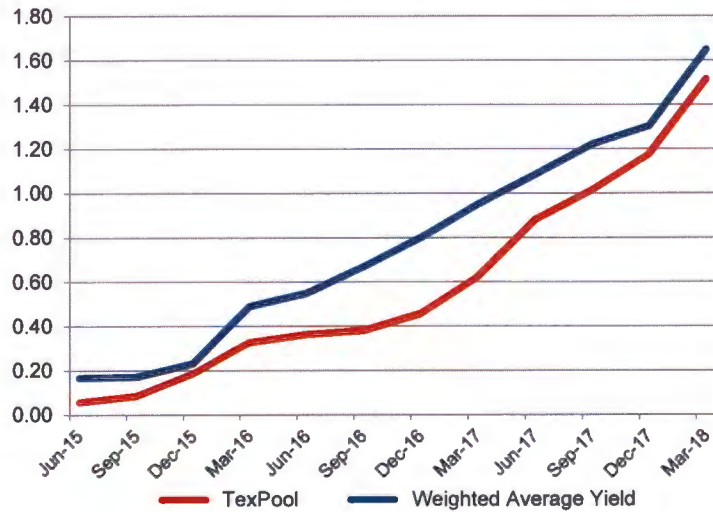
**Portfolio Composition**



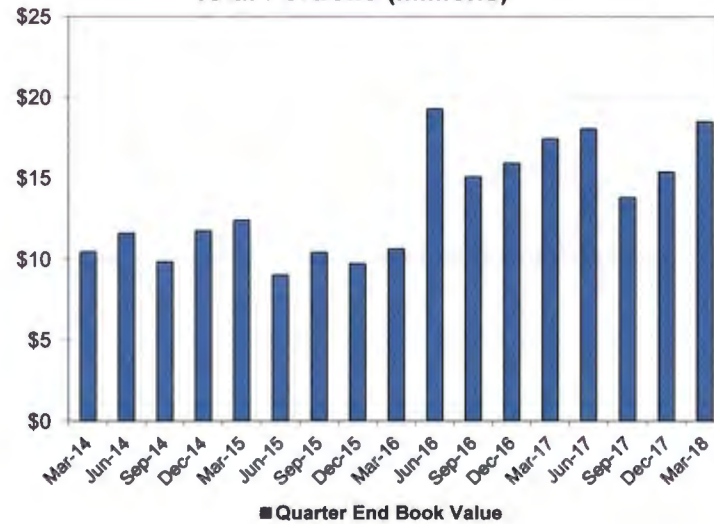
**Distribution by Maturity (Millions)**



**Total Portfolio Performance**



**Total Portfolio (Millions)**





## Book Value Comparison

Description	Coupon/ Discount	Maturity Date	December 31, 2017			March 31, 2018		
			Original Face\		Purchases/ Adjustments	Sales/Adjust/ Call/Maturity	Original Face\	
			Par Value	Book Value			Par Value	Book Value
First Financial Bank - Pooled Cash	1.33%	04/01/18	\$ 198,397	\$ 198,397	\$ -	\$ (82,854)	\$ 115,543	\$ 115,543
First Financial Bank - Payroll	0.00%	04/01/18	194,088	194,088		(102,087)	92,001	92,001
Wells Fargo - Operating	0.00%	04/01/18	-	-	436,258		436,258	436,258
InterBank MMA - General	1.78%	04/01/18	-	-	3,880,536		3,880,536	3,880,536
InterBank MMA - Capital Projects	1.77%	04/01/18	-	-	5,757,482		5,757,482	5,757,482
InterBank DDA - General	1.82%	04/01/18	-	-	124,682		124,682	124,682
InterBank DDA - Capital Projects	1.80%	04/01/18	-	-	124,648		124,648	124,648
TexPool	1.52%	04/01/18	5,011,557	5,011,557		(1,978,126)	3,033,432	3,033,432
LOGIC	1.77%	04/01/18	473,422	473,422	1,885		475,307	475,307
LSIP	1.69%	04/01/18	773	773	3		776	776
TexasCLASS	1.75%	04/01/18	7,533,630	7,533,630		(6,062,227)	1,471,402	1,471,402
Dreyfus Money Market Fund	1.37%	04/01/18	5,144	5,144	255,002		260,146	260,146
Goldman Sachs NY CD	1.30%	02/28/18	248,000	248,000		(248,000)	-	-
Wells Fargo Bank Sioux Falls CD	1.05%	04/20/18	240,000	240,000			240,000	240,000
Capital One Bank CD	1.05%	07/27/18	240,000	240,000			240,000	240,000
LegacyTexas Bank CD	1.84%	08/01/18	-	-	250,353		250,353	250,353
1st Technology Credit Union CD	1.60%	08/30/18	246,000	246,000			246,000	246,000
LegacyTexas Bank CD	1.86%	09/04/18	-	-	250,357		250,357	250,357
LegacyTexas Bank CD	1.90%	10/01/18	-	-	500,729		500,729	500,729
Discover Bank CD	1.50%	12/21/18	240,000	240,000			240,000	240,000
Comenity Capital Bank CD	1.65%	02/28/19	247,000	247,000			247,000	247,000
Ally Bank Midvale UT CD	1.55%	04/29/19	244,000	244,000			244,000	244,000
AmEx Savings Bank CD	1.75%	08/29/19	247,000	247,000			247,000	247,000
<b>TOTAL</b>			<b>\$ 15,369,010</b>	<b>\$ 15,369,010</b>	<b>\$ 11,581,934</b>	<b>\$ (8,473,294)</b>	<b>\$ 18,477,650</b>	<b>\$ 18,477,650</b>

## Market Value Comparison

Description	Maturity Date	December 31, 2017			Qtr to Qtr Change	March 31, 2018		
		Original Face\ Par Value	Market Price	Market Value		Original Face\ Par Value	Market Price	Market Value
First Financial Bank - Pooled Cash	04/01/18	\$ 198,397	1.00	\$ 198,397	\$ (82,854)	\$ 115,543	1.00	\$ 115,543
First Financial Bank - Payroll	04/01/18	194,088	1.00	194,088	(102,087)	92,001	1.00	92,001
Wells Fargo - Operating	04/01/18	–	–	–	436,258	436,258	1.00	436,258
InterBank MMA - General	04/01/18	–	–	–	3,880,536	3,880,536	1.00	3,880,536
InterBank MMA - Capital Projects	04/01/18	–	–	–	5,757,482	5,757,482	1.00	5,757,482
InterBank DDA - General	04/01/18	–	–	–	124,682	124,682	1.00	124,682
InterBank DDA - Capital Projects	04/01/18	–	–	–	124,648	124,648	1.00	124,648
TexPool	04/01/18	5,011,557	1.00	5,011,557	(1,978,126)	3,033,432	1.00	3,033,432
LOGIC	04/01/18	473,422	1.00	473,422	1,885	475,307	1.00	475,307
LSIP	04/01/18	773	1.00	773	3	776	1.00	776
TexasCLASS	04/01/18	7,533,630	1.00	7,533,630	(6,062,227)	1,471,402	1.00	1,471,402
Dreyfus Money Market Fund	04/01/18	5,144	1.00	5,144	255,002	260,146	1.00	260,146
Goldman Sachs NY CD	02/28/18	248,000	100.00	248,002	(248,002)	–	–	–
Wells Fargo Bank Sioux Falls CD	04/20/18	240,000	99.91	239,784	173	240,000	99.98	239,957
Capital One Bank CD	07/27/18	240,000	99.65	239,165	245	240,000	99.75	239,410
LegacyTexas Bank CD	08/01/18	–	–	–	250,353	250,353	100.00	250,353
1st Technology Credit Union CD	08/30/18	246,000	100.01	246,034	(192)	246,000	99.94	245,843
LegacyTexas Bank CD	09/04/18	–	–	–	250,357	250,357	100.00	250,357
LegacyTexas Bank CD	10/01/18	–	–	–	500,729	500,729	100.00	500,729
Discover Bank CD	12/21/18	240,000	99.78	239,479	(197)	240,000	99.70	239,282
Comenity Capital Bank CD	02/28/19	247,000	99.85	246,622	(457)	247,000	99.66	246,165
Ally Bank Midvale UT CD	04/29/19	244,000	99.63	243,107	(569)	244,000	99.40	242,538
AmEx Savings Bank CD	08/29/19	247,000	99.56	245,903	(919)	247,000	99.18	244,984
<b>TOTAL</b>		<b>\$ 15,369,010</b>		<b>\$ 15,365,107</b>	<b>\$ 3,106,722</b>	<b>\$ 18,477,650</b>		<b>\$ 18,471,829</b>

**Allocation  
March 31, 2018  
Book Value**

	<b>Total</b>	<b>General Fund</b>	<b>Debt Service</b>	<b>Grant Funds</b>	<b>Storm Drainage Utility</b>	<b>EDC</b>	<b>2010 Tax Notes</b>
First Financial Bank - Pooled Cash	\$ 115,543	\$ 115,543	\$ -	\$ -	\$ -	\$ -	\$ -
First Financial Bank - Payroll	92,001	92,001					
Wells Fargo - Operating	436,258	436,258					
InterBank MMA - General	3,880,536	3,880,536					
InterBank MMA - Capital Projects	5,757,482						
InterBank DDA - General	124,682	124,682					
InterBank DDA - Capital Projects	124,648						
TexPool	3,033,432	218,485	1,688,009	100	448,459	636,578	41,801
LOGIC	475,307	475,307					
LSIP Corp O/N	776	776					
TexasCLASS	1,471,402	494,889					
Dreyfus Money Market Fund	260,146	260,146					
04/20/18–Wells Fargo Bank Sioux Falls CD	240,000	240,000					
07/27/18–Capital One Bank CD	240,000	240,000					
08/01/18–LegacyTexas Bank CD	250,353	250,353					
08/30/18–1st Technology Credit Union CD	246,000	246,000					
09/04/18–LegacyTexas Bank CD	250,357	250,357					
10/01/18–LegacyTexas Bank CD	500,729	500,729					
12/21/18–Discover Bank CD	240,000	240,000					
02/28/19–Comenity Capital Bank CD	247,000	247,000					
04/29/19–Ally Bank Midvale UT CD	244,000	244,000					
08/29/19–AmEx Savings Bank CD	247,000	247,000					
<b>Total</b>	<b>\$ 18,477,650</b>	<b>\$ 8,804,061</b>	<b>\$ 1,688,009</b>	<b>\$ 100</b>	<b>\$ 448,459</b>	<b>\$ 636,578</b>	<b>\$ 41,801</b>



**Allocation  
March 31, 2018  
Book Value**

(Continued)

	Hotel Occupancy Tax	Parkland Dedication	2016 CO Bond Funds	2016 GO Bond Funds	2017 CO Bond Funds
First Financial Bank - Pooled Cash	\$ -	\$ -	\$ -	\$ -	\$ -
First Financial Bank - Payroll					
Wells Fargo - Operating					
InterBank MMA - General					
InterBank MMA - Capital Projects					5,757,482
InterBank DDA - General					
InterBank DDA - Capital Projects					124,648
TexPool					
LOGIC					
LSIP Corp O/N					
TexasCLASS	475,341	501,124		48	
Dreyfus Money Market Fund					
04/20/18–Wells Fargo Bank Sioux Falls CD					
07/27/18–Capital One Bank CD					
08/01/18–LegacyTexas Bank CD					
08/30/18–1st Technology Credit Union CD					
09/04/18–LegacyTexas Bank CD					
10/01/18–LegacyTexas Bank CD					
12/21/18–Discover Bank CD					
02/28/19–Comenity Capital Bank CD					
04/29/19–Ally Bank Midvale UT CD					
08/29/19–AmEx Savings Bank CD					
<b>Total</b>	<b>\$ 475,341</b>	<b>\$ 501,124</b>	<b>\$ -</b>	<b>\$ 48</b>	<b>\$ 5,882,130</b>

**Allocation  
March 31, 2018  
Market Value**

	<b>Total</b>	<b>General Fund</b>	<b>Debt Service</b>	<b>Grant Funds</b>	<b>Storm Drainage Utility</b>	<b>EDC</b>	<b>2010 Tax Notes</b>
<b>First Financial Bank - Pooled Cash</b>	\$ 115,543	\$ 115,543	\$ -	\$ -	\$ -	\$ -	\$ -
<b>First Financial Bank - Payroll</b>	92,001	92,001					
<b>Wells Fargo - Operating</b>	436,258	436,258					
<b>InterBank MMA - General</b>	3,880,536	3,880,536					
<b>InterBank MMA - Capital Projects</b>	5,757,482						
<b>InterBank DDA - General</b>	124,682	124,682					
<b>InterBank DDA - Capital Projects</b>	124,648						
<b>TexPool</b>	3,033,432	218,485	1,688,009	100	448,459	636,578	41,801
<b>LOGIC</b>	475,307	475,307					
<b>LSIP Corp O/N</b>	776	776					
<b>TexasCLASS</b>	1,471,402	494,889					
<b>Dreyfus Money Market Fund</b>	260,146	260,146					
<b>04/20/18–Wells Fargo Bank Sioux Falls CD</b>	239,957	239,957					
<b>07/27/18–Capital One Bank CD</b>	239,410	239,410					
<b>08/01/18–LegacyTexas Bank CD</b>	250,353	250,353					
<b>08/30/18–1st Technology Credit Union CD</b>	245,843	245,843					
<b>09/04/18–LegacyTexas Bank CD</b>	250,357	250,357					
<b>10/01/18–LegacyTexas Bank CD</b>	500,729	500,729					
<b>12/21/18–Discover Bank CD</b>	239,282	239,282					
<b>02/28/19–Comenity Capital Bank CD</b>	246,165	246,165					
<b>04/29/19–Ally Bank Midvale UT CD</b>	242,538	242,538					
<b>08/29/19–AmEx Savings Bank CD</b>	244,984	244,984					
<b>Total</b>	<b>\$ 18,471,829</b>	<b>\$ 8,798,240</b>	<b>\$ 1,688,009</b>	<b>\$ 100</b>	<b>\$ 448,459</b>	<b>\$ 636,578</b>	<b>\$ 41,801</b>

**Allocation  
March 31, 2018  
Market Value**

(Continued)

	<b>Hotel Occupancy Tax</b>	<b>Parkland Dedication</b>	<b>2016 CO Bond Funds</b>	<b>2016 GO Bond Funds</b>	<b>2017 CO Bond Funds</b>
First Financial Bank - Pooled Cash	\$ -	\$ -	\$ -	\$ -	\$ -
First Financial Bank - Payroll					
Wells Fargo - Operating					
InterBank MMA - General					
InterBank MMA - Capital Projects					5,757,482
InterBank DDA - General					
InterBank DDA - Capital Projects					124,648
TexPool					
LOGIC					
LSIP Corp O/N					
TexasCLASS	475,341	501,124		48	
Dreyfus Money Market Fund					
04/20/18–Wells Fargo Bank Sioux Falls CD					
07/27/18–Capital One Bank CD					
08/01/18–LegacyTexas Bank CD					
08/30/18–1st Technology Credit Union CD					
09/04/18–LegacyTexas Bank CD					
10/01/18–LegacyTexas Bank CD					
12/21/18–Discover Bank CD					
02/28/19–Comenity Capital Bank CD					
04/29/19–Ally Bank Midvale UT CD					
08/29/19–AmEx Savings Bank CD					
<b>Total</b>	<b>\$ 475,341</b>	<b>\$ 501,124</b>	<b>\$ -</b>	<b>\$ 48</b>	<b>\$ 5,882,130</b>

**Allocation  
December 31, 2017  
Book Value**

	<b>Total</b>	<b>General Fund</b>	<b>Debt Service</b>	<b>Grant Funds</b>	<b>Storm Drainage Utility</b>	<b>EDC</b>	<b>2010 Tax Notes</b>
<b>First Financial Bank - Pooled Cash</b>	\$ 198,397	\$ 198,397	\$ -	\$ -	\$ -	\$ -	\$ -
<b>First Financial Bank - Payroll</b>	194,088	194,088					
<b>TexPool</b>	5,011,557	3,025,474	1,019,585	100	405,041	519,699	41,658
<b>LOGIC</b>	473,422	473,422					
<b>LSIP Corp O/N</b>	773	773					
<b>TexasCLASS</b>	7,533,630	6,042					
<b>Dreyfus Money Market Fund</b>	5,144	5,144					
<b>02/28/18–Goldman Sachs NY CD</b>	248,000	248,000					
<b>04/20/18–Wells Fargo Bank Sioux Falls CD</b>	240,000	240,000					
<b>07/27/18–Capital One Bank CD</b>	240,000	240,000					
<b>08/30/18–1st Technology Credit Union CD</b>	246,000	246,000					
<b>12/21/18–Discover Bank CD</b>	240,000	240,000					
<b>02/28/19–Comenity Capital Bank CD</b>	247,000	247,000					
<b>04/29/19–Ally Bank Midvale UT CD</b>	244,000	244,000					
<b>08/29/19–AmEx Savings Bank CD</b>	247,000	247,000					
<b>Total</b>	<b>\$ 15,369,010</b>	<b>\$ 5,855,339</b>	<b>\$ 1,019,585</b>	<b>\$ 100</b>	<b>\$ 405,041</b>	<b>\$ 519,699</b>	<b>\$ 41,658</b>

**Allocation  
December 31, 2017  
Book Value**

(Continued)

	Hotel Occupancy Tax	2016 CO Bond Funds	2016 GO Bond Funds	2017 CO Bond Funds
First Financial Bank - Pooled Cash	\$ -	\$ -	\$ -	\$ -
First Financial Bank - Payroll				
TexPool				
LOGIC				
LSIP Corp O/N				
TexasCLASS	372,675	2,623,417	48	4,531,448
Dreyfus Money Market Fund				
02/28/18–Goldman Sachs NY CD				
04/20/18–Wells Fargo Bank Sioux Falls CD				
07/27/18–Capital One Bank CD				
08/30/18–1st Technology Credit Union CD				
12/21/18–Discover Bank CD				
02/28/19–Comenity Capital Bank CD				
04/29/19–Ally Bank Midvale UT CD				
08/29/19–AmEx Savings Bank CD				
<b>Total</b>	<b>\$ 372,675</b>	<b>\$ 2,623,417</b>	<b>\$ 48</b>	<b>\$ 4,531,448</b>

**Allocation  
December 31, 2017  
Market Value**

	<b>Total</b>	<b>General Fund</b>	<b>Debt Service</b>	<b>Grant Funds</b>	<b>Storm Drainage Utility</b>	<b>EDC</b>	<b>2010 Tax Notes</b>
<b>First Financial Bank - Pooled Cash</b>	\$ 198,397	\$ 198,397	\$ -	\$ -	\$ -	\$ -	\$ -
<b>First Financial Bank - Payroll</b>	194,088	194,088					
<b>TexPool</b>	5,011,557	3,025,474	1,019,585	100	405,041	519,699	41,658
<b>LOGIC</b>	473,422	473,422					
<b>LSIP Corp O/N</b>	773	773					
<b>TexasCLASS</b>	7,533,630	6,042					
<b>Dreyfus Money Market Fund</b>	5,144	5,144					
<b>02/28/18–Goldman Sachs NY CD</b>	248,002	248,002					
<b>04/20/18–Wells Fargo Bank Sioux Falls CD</b>	239,784	239,784					
<b>07/27/18–Capital One Bank CD</b>	239,165	239,165					
<b>08/30/18–1st Technology Credit Union CD</b>	246,034	246,034					
<b>12/21/18–Discover Bank CD</b>	239,479	239,479					
<b>02/28/19–Comenity Capital Bank CD</b>	246,622	246,622					
<b>04/29/19–Ally Bank Midvale UT CD</b>	243,107	243,107					
<b>08/29/19–AmEx Savings Bank CD</b>	245,903	245,903					
<b>Total</b>	<b>\$ 15,365,107</b>	<b>\$ 5,851,436</b>	<b>\$ 1,019,585</b>	<b>\$ 100</b>	<b>\$ 405,041</b>	<b>\$ 519,699</b>	<b>\$ 41,658</b>



**Allocation  
December 31, 2017  
Market Value**

(Continued)

	Hotel Occupancy Tax	2016 CO Bond Funds	2016 GO Bond Funds	2017 CO Bond Funds
First Financial Bank - Pooled Cash	\$ -	\$ -	\$ -	\$ -
First Financial Bank - Payroll				
TexPool				
LOGIC				
LSIP Corp O/N				
TexasCLASS	372,675	2,623,417	48	4,531,448
Dreyfus Money Market Fund				
02/28/18–Goldman Sachs NY CD				
04/20/18–Wells Fargo Bank Sioux Falls CD				
07/27/18–Capital One Bank CD				
08/30/18–1st Technology Credit Union CD				
12/21/18–Discover Bank CD				
02/28/19–Comenity Capital Bank CD				
04/29/19–Ally Bank Midvale UT CD				
08/29/19–AmEx Savings Bank CD				
<b>Total</b>	<b>\$ 372,675</b>	<b>\$ 2,623,417</b>	<b>\$ 48</b>	<b>\$ 4,531,448</b>