



QUARTERLY INVESTMENT REPORT


For the Quarter Ended

June 30, 2018

Prepared by
Valley View Consulting, L.L.C.

The investment portfolio of the Town of Trophy Club is in compliance with the Public Funds Investment Act and the Investment Policy and Strategies.


Investment Officer/Director of Finance


Chief Financial Analyst

Disclaimer: These reports were compiled using information provided by the Town. No procedures were performed to test the accuracy or completeness of this information. The market values included in these reports were obtained by Valley View Consulting, L.L.C. from sources believed to be accurate and represent proprietary valuation. Due to market fluctuations these levels are not necessarily reflective of current liquidation values. Yield calculations are not determined using standard performance formulas, are not representative of total return yields, and do not account for investment advisor fees.

Strategy Summary

Quarter End Results by Investment Category:

Asset Type	March 31, 2018			June 30, 2018		
	Ave. Yield	Book Value	Market Value	Ave. Yield	Book Value	Market Value
DDA	0.24%	\$ 643,802	\$ 643,802	0.07%	\$ 572,995	\$ 572,995
MMA/MMF/LGIP	1.71%	15,128,410	15,128,410	2.03%	11,140,230	11,140,230
CDs/Securities	1.61%	2,705,438	2,699,618	1.98%	5,731,632	5,725,368
Totals		\$ 18,477,650	\$ 18,471,829		\$ 17,444,858	\$ 17,438,594

Current Quarter Average Yield (1)

Total Portfolio	1.95%
Rolling Three Mo. Treas. Yield	1.88%
Rolling Six Mo. Treas. Yield	1.92%

Fiscal Year-to-Date Average Yield (2)

Total Portfolio	1.63%
Rolling Three Mo. Treas. Yield	1.56%
Rolling Six Mo. Treas. Yield	1.58%
Quarterly TexPool Yield	1.50%

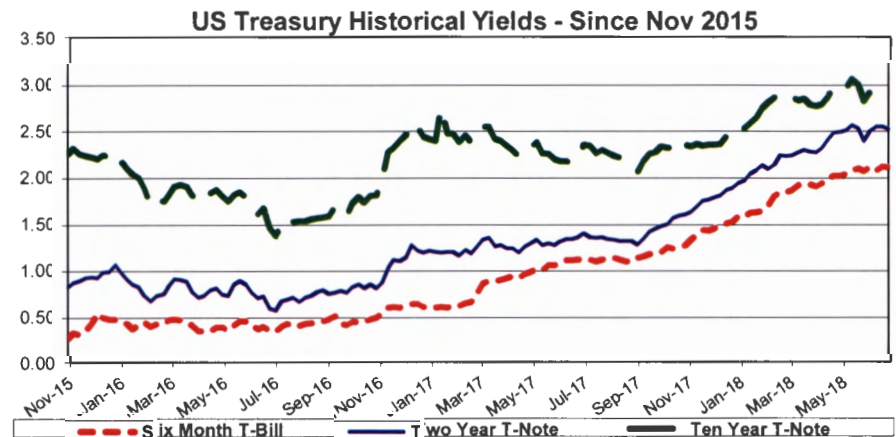
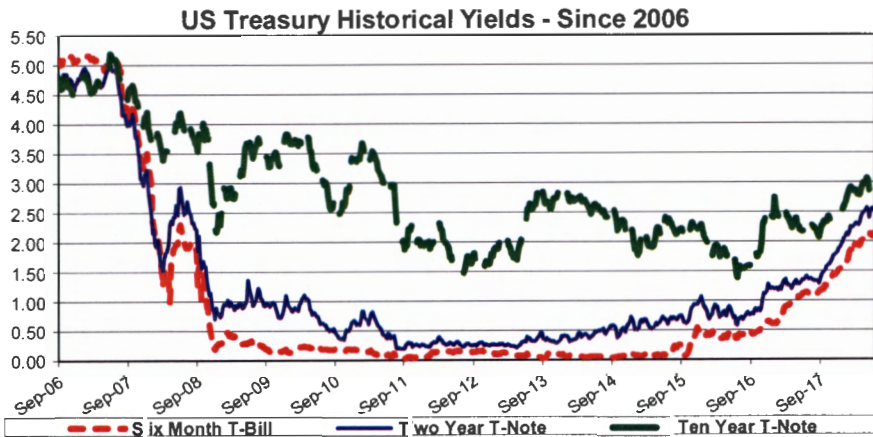
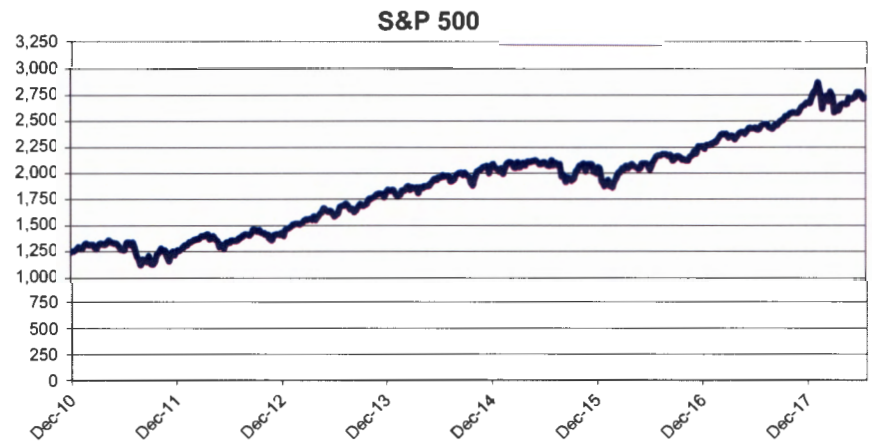
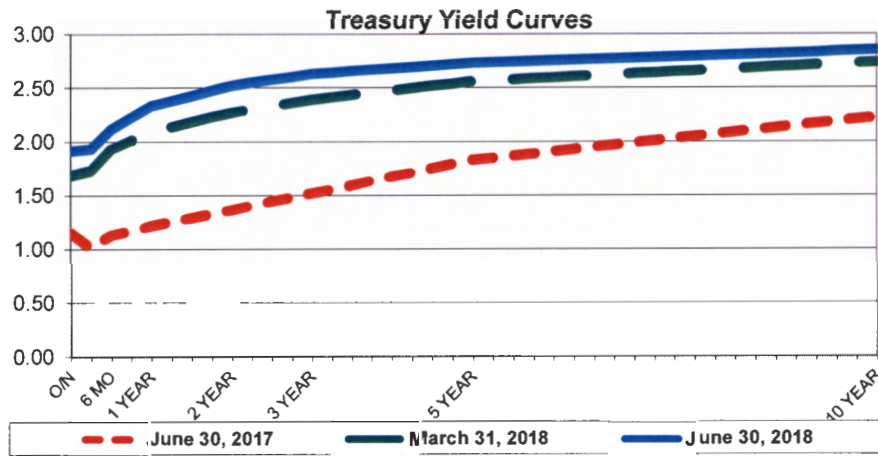
Interest Revenue

Quarterly Interest Income	\$ 84,413	Approximate
Year-to-date Interest Income	\$ 193,321	Approximate

(1) Average Yield calculated using quarter end report yields and adjusted book values and does not reflect a total return analysis or account for advisory fees.

(2) Fiscal Year-to-Date Average Yields calculated using quarter end report yields and adjusted book values and does not reflect a total return analysis or account for advisory fees.

The Federal Open Market Committee (FOMC) raised the Fed Funds target range 1.75% - 2.00% (Effective Fed Funds are trading +/-1.91%). Additional range increases are expected this calendar year (one or two) although subject to economic activity. Gradual portfolio reduction continues by limiting reinvestment of maturing holdings. The ultimate size of the balance sheet is under discussion. First Quarter 2018 GDP measured 2.0% (final estimate). Second Quarter is expected to be substantially higher. Employment/Unemployment continued to record levels. Trade war uncertainty dominated world markets. WTI Crude oil hovers at +/- \$73. The Stock Markets wiggled higher but still below recent highs.



Investment Holdings

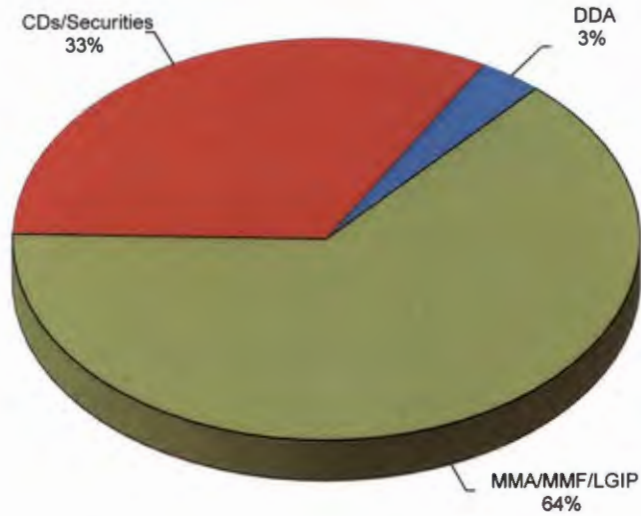
June 30, 2018

Description	Ratings	Coupon/ Discount	Maturity Date	Settlement Date	Par Value	Book Value	Market Price	Market Value	Life (days)	Yield
First Financial Bank - Pooled Cash		1.62%	07/01/18	06/30/18	\$ 26,232	\$ 26,232	1.00	\$ 26,232	1	1.62%
First Financial Bank - Payroll		0.00%	07/01/18	06/30/18	54,607	54,607	1.00	54,607	1	0.00%
Wells Fargo - Operating		0.00%	07/01/18	06/30/18	492,157	492,157	1.00	492,157	1	0.00%
InterBank DDA		2.11%	07/01/18	06/30/18	249,428	249,428	1.00	249,428	1	2.11%
InterBank ICS		2.08%	07/01/18	06/30/18	4,445,789	4,445,789	1.00	4,445,789	1	2.08%
TexPool	AAAam	1.81%	07/01/18	06/30/18	3,004,418	3,004,418	1.00	3,004,418	1	1.81%
LOGIC	AAAam	2.11%	07/01/18	06/30/18	931	931	1.00	931	1	2.11%
LSIP	AAAam	0.00%	07/01/18	06/30/18	1	1	1.00	1	1	0.00%
TexasCLASS	AAAam	2.16%	07/01/18	06/30/18	3,434,073	3,434,073	1.00	3,434,073	1	2.16%
Dreyfus Money Market Fund	AAAam	1.80%	07/01/18	06/30/18	5,591	5,591	1.00	5,591	1	1.80%
Capital One Bank CD		1.05%	07/27/18	07/27/16	240,000	240,000	99.93	239,825	27	1.05%
LegacyTexas Bank CD		1.84%	08/01/18	02/14/18	251,516	251,516	100.00	251,516	32	1.84%
1st Technology Credit Union CD		1.60%	08/30/18	08/30/17	246,000	246,000	99.94	245,845	61	1.60%
LegacyTexas Bank CD		1.86%	09/04/18	02/14/18	251,532	251,532	100.00	251,532	66	1.86%
LegacyTexas Bank CD		1.90%	10/01/18	02/14/18	503,131	503,131	100.00	503,131	93	1.90%
East West Bank CD		2.05%	10/16/18	04/16/18	702,994	702,994	100.00	702,994	108	2.05%
Discover Bank CD		1.50%	12/21/18	12/21/16	240,000	240,000	99.71	239,299	174	1.50%
East West Bank CD		2.15%	01/16/19	04/16/18	954,262	954,262	100.00	954,262	200	2.15%
Comenity Capital Bank CD		1.65%	02/28/19	08/28/17	247,000	247,000	99.62	246,064	243	1.65%
East West Bank CD		2.24%	04/16/19	04/16/18	401,870	401,870	100.00	401,870	290	2.24%
UBS Bank USA CD		2.10%	04/19/19	04/19/18	249,000	249,000	99.84	248,607	293	2.10%
Ally Bank Midvale UT CD		1.55%	04/29/19	04/27/17	244,000	244,000	99.37	242,465	303	1.55%
East West Bank CD		2.31%	07/16/19	04/16/18	351,687	351,687	100.00	351,687	381	2.31%
AmEx Savings Bank CD		1.75%	08/29/19	08/29/17	247,000	247,000	99.16	244,915	425	1.75%
LegacyTexas Bank CD		2.40%	10/17/19	04/17/18	200,803	200,803	100.00	200,803	474	2.40%
LegacyTexas Bank CD		2.50%	01/17/20	04/17/18	200,836	200,836	100.00	200,836	566	2.50%
Morgan Stanley Bank CD		2.65%	04/20/20	04/19/18	200,000	200,000	99.86	199,716	660	2.65%
					\$ 17,444,858	\$ 17,444,858		\$ 17,438,594	75	1.95%
									(1)	(2)

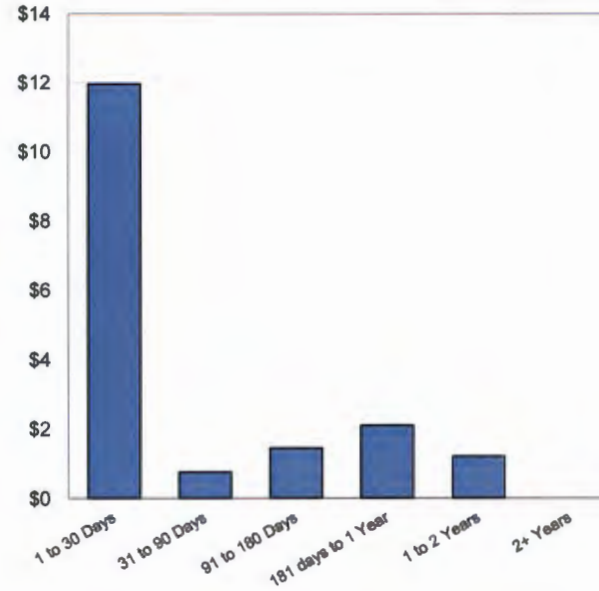
(1) **Weighted average life** - For purposes of calculating weighted average life, bank accounts, pools and money market funds are assumed to have an one day maturity.

(2) **Weighted average yield to maturity** - The weighted average yield to maturity is based on adjusted book value, realized and unrealized gains/losses and investment advisory fees are not considered. The yield for the reporting month is used for bank accounts, pools and money market funds.

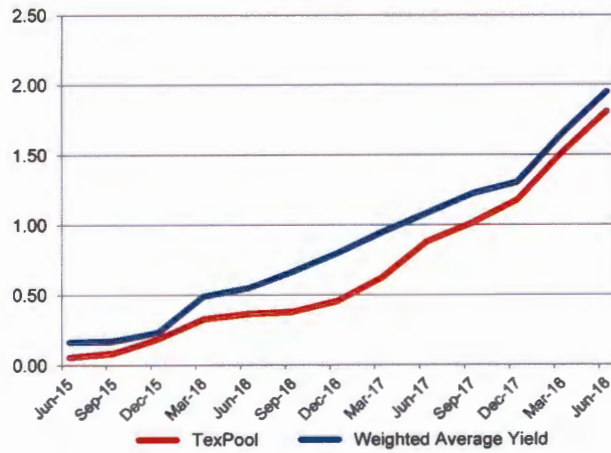
Portfolio Composition



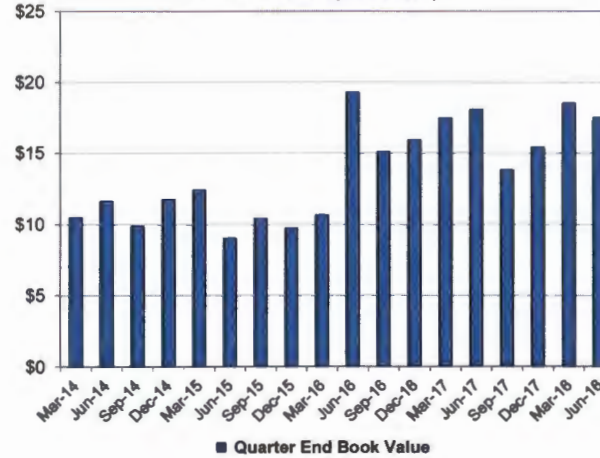
Distribution by Maturity (Millions)



Total Portfolio Performance



Total Portfolio (Millions)



Book Value Comparison

Description	Coupon/ Discount	Maturity Date	March 31, 2018		Purchases/ Adjustments	Sales/Adjust/ Call/Maturity	June 30, 2018	
			Original Face\	Book Value			Original Face\	Book Value
			Par Value				Par Value	
First Financial Bank - Pooled Cash	1.62%	07/01/18	\$ 115,543	\$ 115,543	\$ -	\$ (89,311)	\$ 26,232	\$ 26,232
First Financial Bank - Payroll	0.00%	07/01/18	92,001	92,001		(37,395)	54,607	54,607
Wells Fargo - Operating	0.00%	07/01/18	436,258	436,258	55,899		492,157	492,157
InterBank DDA	2.11%	07/01/18	249,330	249,330	98		249,428	249,428
InterBank ICS	2.08%	07/01/18	9,638,018	9,638,018		(5,192,229)	4,445,789	4,445,789
TexPool	1.81%	07/01/18	3,033,432	3,033,432		(29,013)	3,004,418	3,004,418
LOGIC	2.11%	07/01/18	475,307	475,307		(474,376)	931	931
LSIP	0.00%	07/01/18	776	776		(775)	1	1
TexasCLASS	2.16%	07/01/18	1,471,402	1,471,402	1,962,671		3,434,073	3,434,073
Dreyfus Money Market Fund	1.80%	07/01/18	260,146	260,146		(254,555)	5,591	5,591
Wells Fargo Bank Sioux Falls CD	1.05%	04/20/18	240,000	240,000		(240,000)	-	-
Capital One Bank CD	1.05%	07/27/18	240,000	240,000			240,000	240,000
LegacyTexas Bank CD	1.84%	08/01/18	250,353	250,353	1,163		251,516	251,516
1st Technology Credit Union CD	1.60%	08/30/18	246,000	246,000			246,000	246,000
LegacyTexas Bank CD	1.86%	09/04/18	250,357	250,357	1,176		251,532	251,532
LegacyTexas Bank CD	1.90%	10/01/18	500,729	500,729	2,402		503,131	503,131
East West Bank CD	2.05%	10/16/18	-	-	702,994		702,994	702,994
Discover Bank CD	1.50%	12/21/18	240,000	240,000			240,000	240,000
East West Bank CD	2.15%	01/16/19	-	-	954,262		954,262	954,262
Comenity Capital Bank CD	1.65%	02/28/19	247,000	247,000			247,000	247,000
East West Bank CD	2.24%	04/16/19	-	-	401,870		401,870	401,870
UBS Bank USA CD	2.10%	04/19/19	-	-	249,000		249,000	249,000
Ally Bank Midvale UT CD	1.55%	04/29/19	244,000	244,000			244,000	244,000
East West Bank CD	2.31%	07/16/19	-	-	351,687		351,687	351,687
AmEx Savings Bank CD	1.75%	08/29/19	247,000	247,000			247,000	247,000
LegacyTexas Bank CD	2.40%	10/17/19	-	-	200,803		200,803	200,803
LegacyTexas Bank CD	2.50%	01/17/20	-	-	200,836		200,836	200,836
Morgan Stanley Bank CD	2.65%	04/20/20	-	-	200,000		200,000	200,000
TOTAL			\$ 18,477,650	\$ 18,477,650	\$ 5,284,862	\$ (6,317,654)	\$ 17,444,858	\$ 17,444,858

Market Value Comparison

Description	Maturity Date	March 31, 2018			Qtr to Qtr Change	June 30, 2018		
		Original Face\ Par Value	Market Price	Market Value		Original Face\ Par Value	Market Price	Market Value
First Financial Bank - Pooled Cash	07/01/18	\$ 115,543	1.00	\$ 115,543	\$ (89,311)	\$ 26,232	1.00	\$ 26,232
First Financial Bank - Payroll	07/01/18	92,001	1.00	92,001	(37,395)	54,607	1.00	54,607
Wells Fargo - Operating	07/01/18	436,258	1.00	436,258	55,899	492,157	1.00	492,157
InterBank DDA	07/01/18	249,330	1.00	249,330	98	249,428	1.00	249,428
InterBank ICS	07/01/18	9,638,018	1.00	9,638,018	(5,192,229)	4,445,789	1.00	4,445,789
TexPool	07/01/18	3,033,432	1.00	3,033,432	(29,013)	3,004,418	1.00	3,004,418
LOGIC	07/01/18	475,307	1.00	475,307	(474,376)	931	1.00	931
LSIP	07/01/18	776	1.00	776	(775)	1	1.00	1
TexasCLASS	07/01/18	1,471,402	1.00	1,471,402	1,962,671	3,434,073	1.00	3,434,073
Dreyfus Money Market Fund	07/01/18	260,146	1.00	260,146	(254,555)	5,591	1.00	5,591
Wells Fargo Bank Sioux Falls CD	04/20/18	240,000	99.98	239,957	(239,957)	-	-	-
Capital One Bank CD	07/27/18	240,000	99.75	239,410	415	240,000	99.93	239,825
LegacyTexas Bank CD	08/01/18	250,353	100.00	250,353	1,163	251,516	100.00	251,516
1st Technology Credit Union CD	08/30/18	246,000	99.94	245,843	2	246,000	99.94	245,845
LegacyTexas Bank CD	09/04/18	250,357	100.00	250,357	1,176	251,532	100.00	251,532
LegacyTexas Bank CD	10/01/18	500,729	100.00	500,729	2,402	503,131	100.00	503,131
East West Bank CD	10/16/18	-	-	-	702,994	702,994	100.00	702,994
Discover Bank CD	12/21/18	240,000	99.70	239,282	17	240,000	99.71	239,299
East West Bank CD	01/16/19	-	-	-	954,262	954,262	100.00	954,262
Comenity Capital Bank CD	02/28/19	247,000	99.66	246,165	(101)	247,000	99.62	246,064
East West Bank CD	04/16/19	-	-	-	401,870	401,870	100.00	401,870
UBS Bank USA CD	04/19/19	-	-	-	248,607	249,000	99.84	248,607
Ally Bank Midvale UT CD	04/29/19	244,000	99.40	242,538	(73)	244,000	99.37	242,465
East West Bank CD	07/16/19	-	-	-	351,687	351,687	100.00	351,687
AmEx Savings Bank CD	08/29/19	247,000	99.18	244,984	(69)	247,000	99.16	244,915
LegacyTexas Bank CD	10/17/19	-	-	-	200,803	200,803	100.00	200,803
LegacyTexas Bank CD	01/17/20	-	-	-	200,836	200,836	100.00	200,836
Morgan Stanley Bank CD	04/20/20	-	-	-	199,716	200,000	99.86	199,716
TOTAL		\$ 18,477,650		\$ 18,471,829	\$ (1,033,236)	\$ 17,444,858		\$ 17,438,594

Allocation
June 30, 2018
Book Value

	Total	General Fund	Debt Service	Grant Funds	Storm Drainage Utility	EDC	2010 Tax Notes	Hotel Occupancy Tax
First Financial Bank - Pooled Cash	\$ 26,232	\$ 26,232	\$ -	\$ -	\$ -	\$ -	\$ -	\$ -
First Financial Bank - Payroll	54,607	54,607						
Wells Fargo - Operating	492,157	492,157						
InterBank DDA	249,428	124,714						
InterBank ICS	4,445,789	1,671,491						
TexPool	3,004,418	190,989	1,720,417	100	545,105	505,826	41,982	
LOGIC	931	931						
LSIP Corp O/N	1	1						
TexasCLASS	3,434,073	2,019,800						575,322
Dreyfus Money Market Fund	5,591	5,591						
07/27/18--Capital One Bank CD	240,000	240,000						
08/01/18--LegacyTexas Bank CD	251,516	251,516						
08/30/18--1st Technology Credit Union CD	246,000	246,000						
09/04/18--LegacyTexas Bank CD	251,532	251,532						
10/01/18--LegacyTexas Bank CD	503,131	503,131						
10/16/18--East West Bank CD	702,994							
12/21/18--Discover Bank CD	240,000	240,000						
01/16/19--East West Bank CD	954,262							
02/28/19--Comenity Capital Bank CD	247,000	247,000						
04/16/19--East West Bank CD	401,870							
04/19/19--UBS Bank USA CD	249,000	249,000						
04/29/19--Ally Bank Midvale UT CD	244,000	244,000						
07/16/19--East West Bank CD	351,687							
08/29/19--AmEx Savings Bank CD	247,000	247,000						
10/17/19--LegacyTexas Bank CD	200,803							
01/17/20--LegacyTexas Bank CD	200,836							
04/20/20--Morgan Stanley Bank CD	200,000							
Total	\$ 17,444,858	\$ 7,305,690	\$ 1,720,417	\$ 100	\$ 545,105	\$ 505,826	\$ 41,982	\$ 575,322

**Allocation
June 30, 2018
Book Value**

(Continued)

	Parkland Dedication	2016 CO Bond Funds	2016 GO Bond Funds	2017 CO Bond Funds
First Financial Bank - Pooled Cash	\$ -	\$ -	\$ -	\$ -
First Financial Bank - Payroll				
Wells Fargo - Operating				
InterBank DDA		124,714		
InterBank ICS		1,206,356		1,567,942
TexPool				
LOGIC				
LSIP Corp O/N				
TexasCLASS	503,696		335,255	
Dreyfus Money Market Fund				
07/27/18—Capital One Bank CD				
08/01/18—LegacyTexas Bank CD				
08/30/18—1st Technology Credit Union CD				
09/04/18—LegacyTexas Bank CD				
10/01/18—LegacyTexas Bank CD				
10/16/18—East West Bank CD				702,994
12/21/18—Discover Bank CD				
01/16/19—East West Bank CD				954,262
02/28/19—Comenity Capital Bank CD				
04/16/19—East West Bank CD				401,870
04/19/19—UBS Bank USA CD				
04/29/19—Ally Bank Midvale UT CD				
07/16/19—East West Bank CD				351,687
08/29/19—AmEx Savings Bank CD				
10/17/19—LegacyTexas Bank CD				200,803
01/17/20—LegacyTexas Bank CD				200,836
04/20/20—Morgan Stanley Bank CD				200,000
Total	\$ 503,696	\$ 1,331,070	\$ 335,255	\$ 4,580,395

Allocation
June 30, 2018
Market Value

	Total	General Fund	Debt Service	Grant Funds	Storm Drainage Utility	EDC	2010 Tax Notes	Hotel Occupancy Tax
First Financial Bank - Pooled Cash	\$ 26,232	\$ 26,232	\$ -	\$ -	\$ -	\$ -	\$ -	\$ -
First Financial Bank - Payroll	54,607	54,607						
Wells Fargo - Operating	492,157	492,157						
InterBank DDA	249,428	124,714						
InterBank ICS	4,445,789	1,671,491						
TexPool	3,004,418	190,989	1,720,417	100	545,105	505,826	41,982	
LOGIC	931	931						
LSIP Corp O/N	1	1						
TexasCLASS	3,434,073	2,019,800						575,322
Dreyfus Money Market Fund	5,591	5,591						
07/27/18-Capital One Bank CD	239,825	239,825						
08/01/18-LegacyTexas Bank CD	251,516	251,516						
08/30/18-1st Technology Credit Union CD	245,845	245,845						
09/04/18-LegacyTexas Bank CD	251,532	251,532						
10/01/18-LegacyTexas Bank CD	503,131	503,131						
10/16/18-East West Bank CD	702,994							
12/21/18-Discover Bank CD	239,299	239,299						
01/16/19-East West Bank CD	954,262							
02/28/19-Comenity Capital Bank CD	246,064	246,064						
04/16/19-East West Bank CD	401,870							
04/19/19-UBS Bank USA CD	248,607	248,607						
04/29/19-Ally Bank Midvale UT CD	242,465	242,465						
07/16/19-East West Bank CD	351,687							
08/29/19-AmEx Savings Bank CD	244,915	244,915						
10/17/19-LegacyTexas Bank CD	200,803							
01/17/20-LegacyTexas Bank CD	200,836							
04/20/20-Morgan Stanley Bank CD	199,716							
Total	\$ 17,438,594	\$ 7,299,710	\$ 1,720,417	\$ 100	\$ 545,105	\$ 505,826	\$ 41,982	\$ 575,322

**Allocation
June 30, 2018
Market Value**

(Continued)

	Parkland Dedication	2016 CO Bond Funds	2016 GO Bond Funds	2017 CO Bond Funds
First Financial Bank - Pooled Cash	\$ -	\$ -	\$ -	\$ -
First Financial Bank - Payroll				
Wells Fargo - Operating				
InterBank DDA		124,714		
InterBank ICS		1,206,356		1,567,942
TexPool				
LOGIC				
LSIP Corp O/N				
TexasCLASS	503,696		335,255	
Dreyfus Money Market Fund				
07/27/18—Capital One Bank CD				
08/01/18—LegacyTexas Bank CD				
08/30/18—1st Technology Credit Union CD				
09/04/18—LegacyTexas Bank CD				
10/01/18—LegacyTexas Bank CD				
10/16/18—East West Bank CD				702,994
12/21/18—Discover Bank CD				
01/16/19—East West Bank CD				954,262
02/28/19—Comenity Capital Bank CD				
04/16/19—East West Bank CD				401,870
04/19/19—UBS Bank USA CD				
04/29/19—Ally Bank Midvale UT CD				
07/16/19—East West Bank CD				351,687
08/29/19—AmEx Savings Bank CD				
10/17/19—LegacyTexas Bank CD				200,803
01/17/20—LegacyTexas Bank CD				200,836
04/20/20—Morgan Stanley Bank CD				199,716
Total	\$ 503,696	\$ 1,331,070	\$ 335,255	\$ 4,580,111

Allocation
 March 31, 2018
 Book Value

(Continued)

	Total	General Fund	Debt Service	Grant Funds	Storm Drainage Utility	EDC	2010 Tax Notes	Hotel Occupancy Tax
First Financial Bank - Pooled Cash	\$ 115,543	\$ 115,543	\$ -	\$ -	\$ -	\$ -	\$ -	\$ -
First Financial Bank - Payroll	92,001	92,001						
Wells Fargo - Operating	436,258	436,258						
InterBank DDA	249,330	124,682						
InterBank ICS	9,638,018	3,880,536						
TexPool	3,033,432	218,485	1,688,009	100	448,459	636,578	41,801	
LOGIC	475,307	475,307						
LSIP Corp O/N	776	776						
TexasCLASS	1,471,402	494,889						475,341
Dreyfus Money Market Fund	260,146	260,146						
04/20/18--Wells Fargo Bank Sioux Falls CD	240,000	240,000						
07/27/18--Capital One Bank CD	240,000	240,000						
08/01/18--LegacyTexas Bank CD	250,353	250,353						
08/30/18--1st Technology Credit Union CD	246,000	246,000						
09/04/18--LegacyTexas Bank CD	250,357	250,357						
10/01/18--LegacyTexas Bank CD	500,729	500,729						
12/21/18--Discover Bank CD	240,000	240,000						
02/28/19--Comenity Capital Bank CD	247,000	247,000						
04/29/19--Ally Bank Midvale UT CD	244,000	244,000						
08/29/19--AmEx Savings Bank CD	247,000	247,000						
Total	\$ 18,477,650	\$ 8,804,061	\$ 1,688,009	\$ 100	\$ 448,459	\$ 636,578	\$ 41,801	\$ 475,341

**Allocation
March 31, 2018
Book Value**

	Parkland Dedication	2016 GO Bond Funds	2017 CO Bond Funds
First Financial Bank - Pooled Cash	\$ -	\$ -	\$ -
First Financial Bank - Payroll			
Wells Fargo - Operating			
InterBank DDA			124,648
InterBank ICS			5,757,482
TexPool			
LOGIC			
LSIP Corp O/N			
TexasCLASS	501,124	48	
Dreyfus Money Market Fund			
04/20/18--Wells Fargo Bank Sioux Falls CD			
07/27/18--Capital One Bank CD			
08/01/18--LegacyTexas Bank CD			
08/30/18--1st Technology Credit Union CD			
09/04/18--LegacyTexas Bank CD			
10/01/18--LegacyTexas Bank CD			
12/21/18--Discover Bank CD			
02/28/19--Comenity Capital Bank CD			
04/29/19--Ally Bank Midvale UT CD			
08/29/19--AmEx Savings Bank CD			
Total	\$ 501,124	\$ 48	\$ 5,882,130

Allocation
 March 31, 2018
 Market Value

(Continued)

	Total	General Fund	Debt Service	Grant Funds	Storm Drainage Utility	EDC	2010 Tax Notes	Hotel Occupancy Tax
First Financial Bank - Pooled Cash	\$ 115,543	\$ 115,543	\$ -	\$ -	\$ -	\$ -	\$ -	\$ -
First Financial Bank - Payroll	92,001	92,001						
Wells Fargo - Operating	436,258	436,258						
InterBank DDA	249,330	124,682						
InterBank ICS	9,638,018	3,880,536						
TexPool	3,033,432	218,485	1,688,009	100	448,459	636,578	41,801	
LOGIC	475,307	475,307						
LSIP Corp O/N	776	776						
TexasCLASS	1,471,402	494,889						475,341
Dreyfus Money Market Fund	260,146	260,146						
04/20/18--Wells Fargo Bank Sioux Falls CD	239,957	239,957						
07/27/18--Capital One Bank CD	239,410	239,410						
08/01/18--LegacyTexas Bank CD	250,353	250,353						
08/30/18--1st Technology Credit Union CD	245,843	245,843						
09/04/18--LegacyTexas Bank CD	250,357	250,357						
10/01/18--LegacyTexas Bank CD	500,729	500,729						
12/21/18--Discover Bank CD	239,282	239,282						
02/28/19--Comenity Capital Bank CD	246,165	246,165						
04/29/19--Ally Bank Midvale UT CD	242,538	242,538						
08/29/19--AmEx Savings Bank CD	244,984	244,984						
Total	\$ 18,471,829	\$ 8,798,240	\$ 1,688,009	\$ 100	\$ 448,459	\$ 636,578	\$ 41,801	\$ 475,341

**Allocation
March 31, 2018
Market Value**

	Parkland Dedication	2016 GO Bond Funds	2017 CO Bond Funds
First Financial Bank - Pooled Cash	\$ -	\$ -	\$ -
First Financial Bank - Payroll			
Wells Fargo - Operating			
InterBank DDA			124,648
InterBank ICS			5,757,482
TexPool			
LOGIC			
LSIP Corp O/N			
TexasCLASS	501,124	48	
Dreyfus Money Market Fund			
04/20/18–Wells Fargo Bank Sioux Falls CD			
07/27/18–Capital One Bank CD			
08/01/18–LegacyTexas Bank CD			
08/30/18–1st Technology Credit Union CD			
09/04/18–LegacyTexas Bank CD			
10/01/18–LegacyTexas Bank CD			
12/21/18–Discover Bank CD			
02/28/19–Comenity Capital Bank CD			
04/29/19–Ally Bank Midvale UT CD			
08/29/19–AmEx Savings Bank CD			
Total	\$ 501,124	\$ 48	\$ 5,882,130