

# Capital Improvement Program

The Capital Improvement Program (CIP) represents the Town's plan for development. The Capital Improvement Program is reviewed each year to reflect changing priorities and to provide a framework for identifying capital requirements, the impact of capital projects on operating budgets, scheduling, and coordinating related projects. Capital project funds are created to account for proceeds from the sale of general obligation bonds, certificates of obligation, tax or revenue notes, or operating funds set aside or reserved for such projects to be used for the costs associated with the acquisition or construction of major capital improvements. Budgets are developed by project and may transcend more than one fiscal year.

The Capital Improvement Program budget is prepared based on the following criteria:

1. Public safety, health, and life
2. Service demands
3. Legal requirements, liability, and mandate
4. Quality and reliability of current service level
5. Economic growth and development
6. Funding ability
7. Operating budgets

The five-year Capital Improvement Program shown on the next page illustrates, by fund and function, the estimated costs for equipment purchases and/or improvement projects. For Fiscal Year 2017-2018, vehicle and equipment purchases have been fully funded within the Capital Replacement Fund (a component of the General Fund pg. 46).

## Capital Improvement Program: Projects in Progress and Currently Funded Projects

Project Name	Fund	Funding Source	Project Phase	Description
Indian Creek Drive	Capital Projects Fund / Storm Drainage Fund	2016 CO / 2017 CO	Planning	Reconstruction of Indian Creek Drive from Meadowbrook to Harmony Park (Built in 1976)
Phoenix Drive	Capital Projects Fund / Storm Drainage Fund	2016 CO / 2017 CO	Planning	Reconstruction of a neighborhood street and any needed storm drainage infrastructure repair or replacement (Built in 1977)
Trophy Club Drive (Durango Drive to Bobcat Blvd.)	Capital Projects Fund / Storm Drainage Fund	2017 CO	Planning	Street reconstruction from Durango Drive to Bobcat Blvd. (Built in 1974)
Wayfinding Signage, Parks Signage, Entryway Monumentation and Public Art	Capital Projects Fund / Hotel Occupancy Fund / General Fund	Hotel Occupancy Fund	Planning	Provide wayfinding signage throughout Town, monument signage at Town Parks, and entry way monumentation and public art.
Meadowbrook Lane	Capital Projects Fund / Storm Drainage Fund	2017 CO	Planning	Reconstruction of a neighborhood street and any needed storm drainage infrastructure repair or replacement (Built in 1980)
Sundance Court	Capital Projects Fund / Storm Drainage Fund	2017 CO	Planning	Reconstruction of a neighborhood street and any needed storm drainage infrastructure repair or replacement (Built in 1979)
Inverness Drive	Capital Projects Fund / Storm Drainage Fund	2017 CO	Planning	Reconstruction of a neighborhood street and any needed storm drainage infrastructure repair or replacement (Built from 1976 to 1979).
Trophy Club Drive (to Carnoustie Drive)	Capital Projects Fund / Storm Drainage Fund	2017 CO/Proposed Bonds	Planning	Street reconstruction from 1122 Trophy Club Drive to Carnoustie Drive (Built in 1974).

**Subtotal: Projects in Progress/Currently Funded**

## Capital Improvement Program: Projects in Progress and Currently Funded Projects

Total Prior Funding	FY 2018	FY 2019	FY 2020	FY 2021	FY 2022	Total	Annual Operating Budget Impact
\$126,000	\$1,008,000	\$882,000	\$-	\$-	\$-	\$2,016,000	\$-
\$57,960	\$527,940	\$441,000	\$-	\$-	\$-	\$1,026,900	-
\$66,000	\$1,254,000	\$452,760	\$-	\$-	\$-	\$1,772,760	-
\$-	\$50,000	\$50,000	\$50,000	\$50,000	\$50,000	\$300,000	8,000
\$-	\$92,400	\$237,600	\$158,400	\$-	\$-	\$488,400	-
\$-	\$26,400	\$150,480	\$92,400	\$-	\$-	\$269,280	-
\$-	\$-	\$-	\$278,000	\$166,800	\$-	\$444,800	-
\$-	\$-	\$-	\$1,390,000	\$387,810	\$-	\$1,777,810	-
<b>\$249,960</b>	<b>\$2,958,740</b>	<b>\$2,213,840</b>	<b>\$1,968,800</b>	<b>\$604,610</b>	<b>\$50,000</b>	<b>\$8,045,950</b>	<b>\$8,000</b>

*'TOTAL' column reflects total cost of project including additional outyears not shown.*

## Capital Improvement Program: Future Funded Projects

Project Name	Fund	Funding Source	Project Phase	Description
Trophy Club Dr. (Roundabout to Meadow Creek)	Capital Projects Fund	2016 CO / Proposed Bonds / Grant Funds	Planning	Street reconstruction from the roundabout to Meadow Creek (Built in 1974)
Creekmere Drive	Capital Projects Fund / Storm Drainage Fund	Proposed Bonds / Drainage Fund Operations	Planning	Reconstruction of a neighborhood street and any needed storm drainage infrastructure repair or replacement (Built in 1980)
Skyline Drive	Capital Projects Fund / Storm Drainage Fund	Proposed Bonds / Drainage Fund Operations	Planning	Reconstruction of a neighborhood street and any needed storm drainage infrastructure repair or replacement (Built in 1980)
Round Rock Court	Capital Projects Fund / Storm Drainage Fund	Proposed Bonds	Planning	Reconstruction of a neighborhood street and any needed storm drainage infrastructure repair or replacement (Built in 1979).
Trophy Lake Drive	Capital Projects Fund / Storm Drainage Fund	Proposed Bonds	Planning	Street reconstruction from Village Trail to SH 114 (Built in 1979).

**Subtotal: Future Funded Projects**

## Capital Improvement Program: Future Funded Projects

Total Prior Funding	FY 2018	FY 2019	FY 2020	FY 2021	FY 2022	Total	Annual Operating Budget Impact
\$ -	\$ -	\$ -	\$ -	\$ 803,000	\$ 240,900	\$ 1,043,900	\$ -
-	-	-	-	730,000	255,500	985,500	-
-	-	-	-	584,000	211,700	795,700	-
-	-	-	-	-	186,000	227,850	-
-	-	-	-	-	1,705,000	2,162,250	-
\$ -	\$ -	\$ -	\$ -	\$ 2,117,000	\$ 2,599,100	\$ 5,215,200	\$ -

*TOTAL' column reflects total cost of project including additional outyears not shown.*

<b>Capital Improvement Program: Future Consideration (Unfunded Projects)</b>			
<b>Project Name</b>	<b>Fund</b>	<b>Description</b>	<b>Projected Start Date</b>
Troon Court Drive	Capital Projects Fund	Street reconstruction from Indian Creek to cul-de-sac	Fiscal Year 2023
Muirfield Court	Capital Projects Fund	Street reconstruction	Fiscal Year 2023
Woodlands Court	Capital Projects Fund	Street reconstruction	Fiscal Year 2023
Portland Drive	Capital Projects Fund	Street reconstruction	Fiscal Year 2023
Wilshire Court	Capital Projects Fund	Street reconstruction	Fiscal Year 2024
Lee Court	Capital Projects Fund	Street reconstruction	Fiscal Year 2024
Glendale Court	Capital Projects Fund	Street reconstruction	Fiscal Year 2024
Ross Court	Capital Projects Fund	Street reconstruction	Fiscal Year 2025
Llano Drive	Capital Projects Fund	Street reconstruction	Fiscal Year 2025
T.W. King Parking Area/ Emergency Exit	Capital Projects Fund	Parking lot / emergency exit construction	Fiscal Year 2025
Bobcat Blvd.	Storm Drainage Fund	Drainage system improvements	Fiscal Year 2025

## **Operation and Maintenance Costs**

Annually, the projected costs of operations and maintenance associated with capital projects anticipated to be completed and coming on-line are estimated and included in the respective departments' operating budget. Any associated tax rate impact and/or estimated user fee analysis is included in each fiscal year's adopted budget. The Town Council discusses and debates funding options during budget deliberations. Street reconstruction, parking lot reconstruction, and drainage improvements are not anticipated to have additional maintenance expenditures within the five-year window. Costs associated with on-going operations are shown in accordance to the cost to contract maintenance services. The Town may choose to utilize Town Staff, which would likely have similar cost- but also with a higher service level. On-going operating costs for facility construction is estimated on the basis of the new facility's cost of utilities, janitorial services, supplies, and general building and parking lot maintenance less the costs associated with the facility being replaced, if applicable. In the engineering phase of facility development, more accurate assumptions can be formed in regards to these costs.

# Indian Creek Drive

## Project Description:

The street and drainage will be reconstructed from Meadowbrook to Harmony Park. The street was originally constructed in 1977.



## Project Expenses

Expenditures Type	Total Prior Expenditures	FY 2018	FY 2019	FY 2020	FY 2021	FY 2022	Total
Expenditure Total	\$ 126,000	\$ 1,008,000	\$ 882,000	\$ -	\$ -	\$ -	\$ 2,016,000

## Project Funding

Funding Type	Total Prior Funding	FY 2018	FY 2019	FY 2020	FY 2021	FY 2022	Total
2016 CO	126,000	1,008,000	66,000	-	-	-	1,200,000
2017 CO	-	-	816,000	-	-	-	816,000
Funding Total	\$ 126,000	\$ 1,008,000	\$ 882,000	\$ -	\$ -	\$ -	\$ 2,016,000

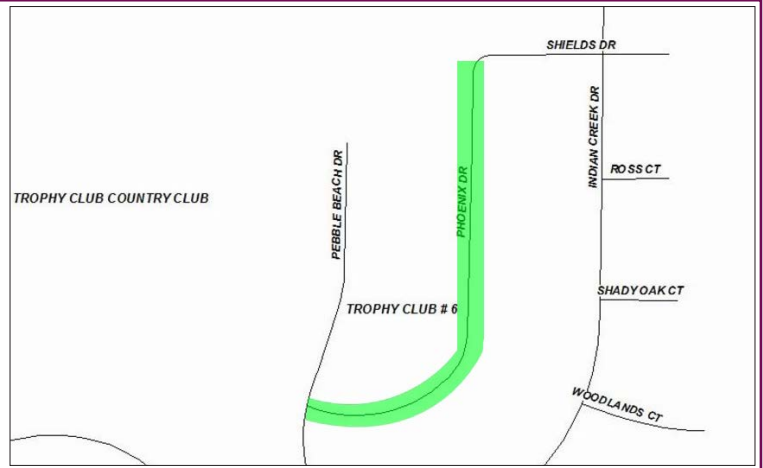
## Impact on Operating Budget

Impact Type	Total Prior Expenditures	FY 2018	FY 2019	FY 2020	FY 2021	FY 2022	Total
Maintenance	-	-	-	-	-	-	-
Impact Total	\$ -	\$ -	\$ -	\$ -	\$ -	\$ -	\$ -

# Phoenix Drive

**Project Description:**

The street will be reconstructed and any drainage infrastructure repair or replacement that is needed will be done simultaneously. The street was originally constructed in 1977.



**Project Expenses**

Expenditures Type	Total Prior Expenditures	FY 2018	FY 2019	FY 2020	FY 2021	FY 2022	Total
Expenditure Total	\$ 57,960	\$ 527,940	\$ 441,000	\$ -	\$ -	\$ -	\$ 1,026,900

**Project Funding**

Funding Type	Total Prior Funding	FY 2017	FY 2018	FY 2019	FY 2020	FY 2021	Total
2016 CO	57,960	527,940	14,100	-	-	-	600,000
2017 CO	-	-	429,900	-	-	-	426,900
Funding Total	\$ 57,960	\$ 527,940	\$ 441,000	\$ -	\$ -	\$ -	\$ 1,026,900

**Impact on Operating Budget**

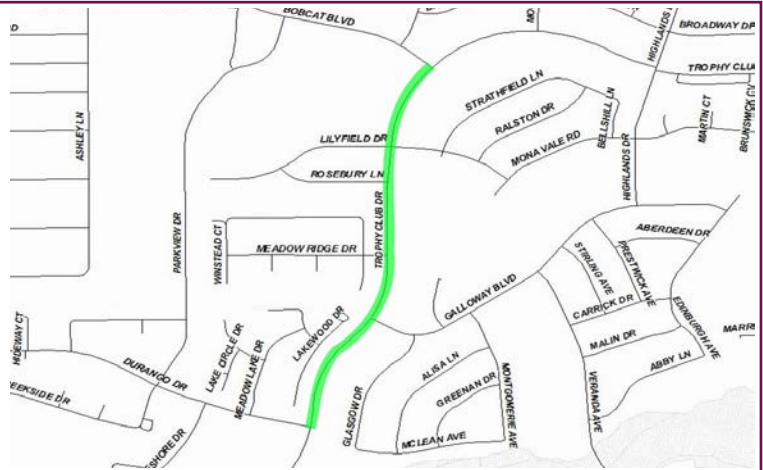
Impact Type	Total Prior Expenditures	FY 2017	FY 2018	FY 2019	FY 2020	FY 2021	Total
Maintenance	-	-	-	-	-	-	-
Impact Total	\$ -	\$ -	\$ -	\$ -	\$ -	\$ -	\$ -



# Trophy Club Drive

## Project Description:

This project will reconstruct the street from Durango Drive to Bobcat Blvd. The street was originally built in 1974.



## Project Expenses

Expenditures Type	Total Prior Expenditures	FY 2018	FY 2019	FY 2020	FY 2021	FY 2022	Total
Expenditure Total	\$ 66,000	\$ 1,254,000	\$ 452,760	\$ -	\$ -	\$ -	\$ 1,772,760

## Project Funding

Funding Type	Total Prior Funding	FY 2018	FY 2019	FY 2020	FY 2021	FY 2022	Total
2017 CO	66,000	1,254,000	452,760	-	-	-	1,772,760
Funding Total	\$ 66,000	\$ 1,254,000	\$ 452,760	\$ -	\$ -	\$ -	\$ 1,772,760

## Impact on Operating Budget

Impact Type	Total Prior Expenditures	FY 2018	FY 2019	FY 2020	FY 2021	FY 2022	Total
Maintenance	-	-	-	-	-	-	-
Impact Total	\$ -	\$ -	\$ -	\$ -	\$ -	\$ -	\$ -

# Wayfinding, Parks, & Entryway Signage

## Project Description:

The Town of Trophy Club has developed, in stages, a variety of monumentation and signage. This project will contract a professional design firm to create design standards for entry way monumentation, parks signage and wayfinding signs. The professional service will also aid in the selection and placement of public art in Trophy Club.



## Project Expenses

Expenditures Type	Total Prior Expenditures	FY 2018	FY 2019	FY 2020	FY 2021	FY 2022	Total
<b>Expenditure Total</b>	\$ 50,000	\$ 50,000	\$ 50,000	\$ 50,000	\$ 50,000	\$ 50,000	<b>\$ 300,000</b>

## Project Funding

Funding Type	Total Prior Funding	FY 2018	FY 2019	FY 2020	FY 2021	FY 2022	Total
Hotel Occupancy (Operating Funds)	50,000	50,000	50,000	50,000	50,000	50,000	300,000
<b>Funding Total</b>	\$ 50,000	\$ 50,000	\$ 50,000	\$ 50,000	\$ 50,000	\$ 50,000	<b>\$ 300,000</b>

## Impact on Operating Budget

Impact Type	Total Prior Expenditures	FY 2018	FY 2019	FY 2020	FY 2021	FY 2022	Total
Maintenance	-	-	8,000	8,000	8,000	8,000	32,000
<b>Impact Total</b>	\$ -	\$ -	\$ 8,000	\$ 8,000	\$ 8,000	\$ 8,000	<b>\$ 32,000</b>

# Meadowbrook Lane

## Project Description:

This project will reconstruct the neighborhood street and any needed storm drainage infrastructure. This street was originally built in 1980.



## Project Expenses

Expenditures Type	Total Prior Expenditures	FY 2018	FY 2019	FY 2020	FY 2021	FY 2022	Total
Expenditure Total	\$ -	\$ 92,400	\$ 237,600	\$ 158,400	\$ -	\$ -	\$ 488,400

## Project Funding

Funding Type	Total Prior Funding	FY 2018	FY 2019	FY 2020	FY 2021	FY 2022	Total
2017 CO	-	92,400	237,600	158,400	-	-	488,400
Funding Total	\$ -	\$ 92,400	\$ 237,600	\$ 158,400	\$ -	\$ -	\$ 488,400

## Impact on Operating Budget

Impact Type	Total Prior Expenditures	FY 2018	FY 2019	FY 2020	FY 2021	FY 2022	Total
Maintenance	-	-	-	-	-	-	-
Impact Total	\$ -	\$ -	\$ -	\$ -	\$ -	\$ -	\$ -

# Sundance Court

**Project Description:**

This project will reconstruct the neighborhood street and repair or replace any needed drainage infrastructure. The street was originally built in 1979.



Project Expenses							
Expenditures Type	Total Prior Expenditures	FY 2018	FY 2019	FY 2020	FY 2021	FY 2022	Total
Expenditure Total	\$ -	\$ 26,400	\$ 150,480	\$ 92,400	\$ -	\$ -	\$ 269,280

Project Funding							
Funding Type	Total Prior Funding	FY 2018	FY 2019	FY 2020	FY 2021	FY 2022	Total
2017 CO	-	26,400	150,480	92,400	-	-	269,280
Funding Total	\$ -	\$ 26,400	\$ 150,480	\$ 92,400	\$ -	\$ -	\$ 269,280

Impact on Operating Budget							
Impact Type	Total Prior Expenditures	FY 2018	FY 2019	FY 2020	FY 2021	FY 2022	Total
Maintenance	-	-	-	-	-	-	-
Impact Total	\$ -	\$ -	\$ -	\$ -	\$ -	\$ -	\$ -

# Inverness Drive

## Project Description:

This project will reconstruct the neighborhood street and repair or replace any needed drainage infrastructure. The street was originally built in 1976.



## Project Expenses

Expenditures Type	Total Prior Expenditures	FY 2018	FY 2019	FY 2020	FY 2021	FY 2022	Total
Expenditure Total	\$ -	\$ -	\$ -	\$ 278,000	\$ 166,800	\$ -	\$ 444,800

## Project Funding

Funding Type	Total Prior Funding	FY 2018	FY 2019	FY 2020	FY 2021	FY 2022	Total
2017 CO	-	-	-	278,000	166,800	-	444,800
Funding Total	\$ -	\$ -	\$ -	\$ 278,000	\$ 166,800	\$ -	\$ 444,800

## Impact on Operating Budget

Impact Type	Total Prior Expenditures	FY 2018	FY 2019	FY 2020	FY 2021	FY 2022	Total
Maintenance	-	-	-	-	-	-	-
Impact Total	\$ -	\$ -	\$ -	\$ -	\$ -	\$ -	\$ -

# Trophy Club Drive

## Project Description:

This project will reconstruct Trophy Club Drive from 22 Trophy Club Drive to Carnoustie Drive and repair or replace any needed drainage infrastructure. The street was originally built in 1979.



## Project Expenses

Expenditures Type	Total Prior Expenditures	FY 2018	FY 2019	FY 2020	FY 2021	FY 2022	Total
Expenditure Total	\$ -	\$ -	\$ -	\$ 1,390,000	\$ 387,810	\$ -	\$ 1,777,810

## Project Funding

Funding Type	Total Prior Funding	FY 2018	FY 2019	FY 2020	FY 2021	FY 2022	Total
Proposed Bonds	-	-	-	1,390,000	387,810	-	1,777,810
Funding Total	\$ -	\$ -	\$ -	\$ 1,390,000	\$ 387,810	\$ -	\$ 1,777,810

## Impact on Operating Budget

Impact Type	Total Prior Expenditures	FY 2018	FY 2019	FY 2020	FY 2021	FY 2022	Total
Maintenance	-	-	-	-	-	-	-
Impact Total	\$ -	\$ -	\$ -	\$ -	\$ -	\$ -	\$ -

# Trophy Club Drive

**Project Description:**

Reconstruct Trophy Club Dr. from the roundabout to Meadow Creek. The street was originally built in 1974.



Project Expenses							
Expenditures Type	Total Prior Expenditures	FY 2018	FY 2019	FY 2020	FY 2021	FY 2022	Total
Expenditure Total	\$ -	\$ -	\$ -	\$ -	\$ 803,000	\$ 240,900	\$ 1,043,900

Project Funding							
Funding Type	Total Prior Funding	FY 2018	FY 2019	FY 2020	FY 2021	FY 2022	Total
Proposed Bonds	-	-	-	-	803,000	240,900	1,043,900
Funding Total	\$ -	\$ -	\$ -	\$ -	\$ 803,000	\$ 240,900	\$ 1,043,900

Impact on Operating Budget							
Impact Type	Total Prior Expenditures	FY 2018	FY 2019	FY 2020	FY 2021	FY 2022	Total
Maintenance	-	-	-	-	-	-	-
Impact Total	\$ -	\$ -	\$ -	\$ -	\$ -	\$ -	\$ -

# Creekmere Drive

**Project Description:**

This project will reconstruct the neighborhood street and repair or replace any needed drainage infrastructure. The street was originally built in 1980.



Project Expenses							
Expenditures Type	Total Prior Expenditures	FY 2018	FY 2019	FY 2020	FY 2021	FY 2022	Total
Expenditure Total	\$ -	\$ -	\$ -	\$ -	\$ 730,000	\$ 255,500	\$ 985,500

Project Funding							
Funding Type	Total Prior Funding	FY 2018	FY 2019	FY 2020	FY 2021	FY 2022	Total
Proposed Bonds	-	-	-	-	730,000	255,500	985,500
Funding Total	\$ -	\$ -	\$ -	\$ -	\$ 730,000	\$ 255,500	\$ 985,500

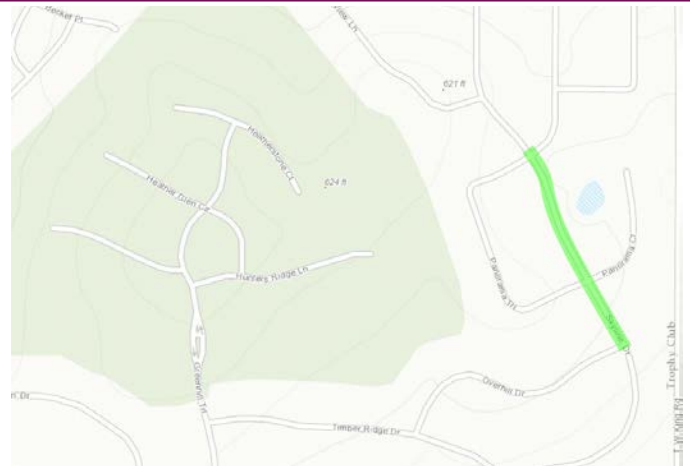
Impact on Operating Budget							
Impact Type	Total Prior Expenditures	FY 2018	FY 2019	FY 2020	FY 2021	FY 2022	Total
Maintenance	-	-	-	-	-	-	-
Impact Total	\$ -	\$ -	\$ -	\$ -	\$ -	\$ -	\$ -



# Skyline Drive

## Project Description:

This project will reconstruct the neighborhood street and repair or replace any needed drainage infrastructure. The street was originally built in 1980.



## Project Expenses

Expenditures Type	Total Prior Expenditures	FY 2018	FY 2019	FY 2020	FY 2021	FY 2022	Total
Expenditure Total	\$ -	\$ -	\$ -	\$ -	\$ 584,000	\$ 211,700	\$ 795,700

## Project Funding

Funding Type	Total Prior Funding	FY 2018	FY 2019	FY 2020	FY 2021	FY 2022	Total
Proposed Bonds	-	-	-	-	584,000	211,700	795,700
Funding Total	\$ -	\$ -	\$ -	\$ -	\$ 584,000	\$ 211,700	\$ 795,700

## Impact on Operating Budget

Impact Type	Total Prior Expenditures	FY 2018	FY 2019	FY 2020	FY 2021	FY 2022	Total
Maintenance	-	-	-	-	-	-	-
Impact Total	\$ -	\$ -	\$ -	\$ -	\$ -	\$ -	\$ -

# Round Rock Court

**Project Description:**

This project will reconstruct the neighborhood street and repair or repave any needed drainage infrastructure. The street was originally built in 1979.



Project Expenses							
Expenditures Type	Total Prior Expenditures	FY 2018	FY 2019	FY 2020	FY 2021	FY 2022	Total
Expenditure Total	\$ -	\$ -	\$ -	\$ -	\$ -	\$ 186,000	\$ 227,850

Project Funding							
Funding Type	Total Prior Funding	FY 2018	FY 2019	FY 2020	FY 2021	FY 2022	Total
Proposed Bonds	-	-	-	-	-	186,000	227,850
Funding Total	\$ -	\$ -	\$ -	\$ -	\$ -	\$ 186,000	\$ 227,850

Impact on Operating Budget							
Impact Type	Total Prior Expenditures	FY 2018	FY 2019	FY 2020	FY 2021	FY 2022	Total
Maintenance	-	-	-	-	-	-	-
Impact Total	\$ -	\$ -	\$ -	\$ -	\$ -	\$ -	\$ -

# Trophy Lake Drive

**Project Description:**

This project will reconstruct the street from Village Trail to SH 114. The street was originally built in 1979.



**Project Expenses**

Expenditures Type	Total Prior Expenditures	FY 2018	FY 2019	FY 2020	FY 2021	FY 2022	Total
<b>Expenditure Total</b>	\$ -	\$ -	\$ -	\$ -	\$ -	\$ 1,705,000	\$ 2,162,250

**Project Funding**

Funding Type	Total Prior Funding	FY 2018	FY 2019	FY 2020	FY 2021	FY 2022	Total
Proposed Bonds	-	-	-	-	-	1,705,000	2,162,250
<b>Funding Total</b>	\$ -	\$ -	\$ -	\$ -	\$ -	\$ 1,705,000	\$ 2,162,250

**Impact on Operating Budget**

Impact Type	Total Prior Expenditures	FY 2018	FY 2019	FY 2020	FY 2021	FY 2022	Total
Maintenance	-	-	-	-	-	-	-
<b>Impact Total</b>	\$ -	\$ -	\$ -	\$ -	\$ -	\$ -	\$ -